


Voltage Controlled Clock Oscillator Unit 5.0 x 3.2mm Surface Mount Package



Features

- HCMOS/TTL
- 3.3V /5.0V Operation
- Seam Seal
- Low power consumption
- RoHS Compliant

Electrical Specifications

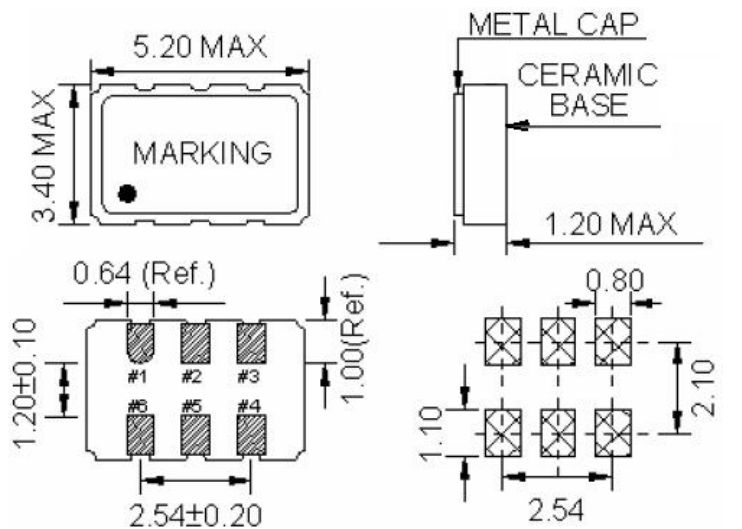
Frequency Range	1.000 ~ 52.000		MHz
Frequency Stability	±100 ~ ±25		PPM Max
Aging Per Year	±3		
Operating Temperature Range	Standard	0 ~ +70	°C
	Extended	-40 ~ +85	
Storage Temperature Range	-55 ~ +125		
Input Voltage	3.3 ±10%	5.0 ±10%	V
Control Voltage	1.65 ±1.65	2.50 ±2.00	
Input Current	55		mA Max
Pulling Range	±50 ~ ±130		ppm min
Output Voltage	0 Level (Vol)	10%	Vdd Max
	1 Level (Voh)	90%	Vdd Min
Output Symmetry (Duty Cycle)	Standard	40 ~ 60	%
	Tight	45 ~ 55	
Output Load	HCMOS-TTL/15pF or 10TTL		
Rise & Fall Time	5		ns Max
Start Up time	10		ms Max
Linearity	10		%

Part Numbering System

Type	Frequency Stability (PPM)		Supply Voltage (Vdd)		Frequency (MHz)	Duty Cycle (*1)		Extended Temperature (*1)	Pulling Range (ppm min)		Tape & Reel
WSV5H	10 05 02	± 100 ± 50 ± 20	50 33	+ 5.0 + 3.3	1.000 to 52.000	T	45/55 %	EXT	50 80 100 130	±50 ±80 ±100 ±130	TR

Examples : WSV5H05-50-12.000-100-TR, WSCV5H10-33-48.000-T-EXT-80-TR

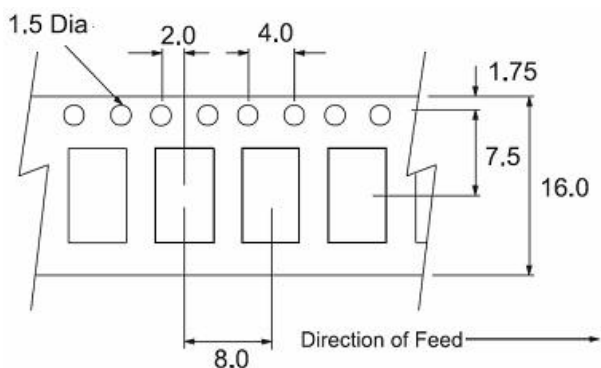
Mechanical Outline



(Dimensions are millimeters)

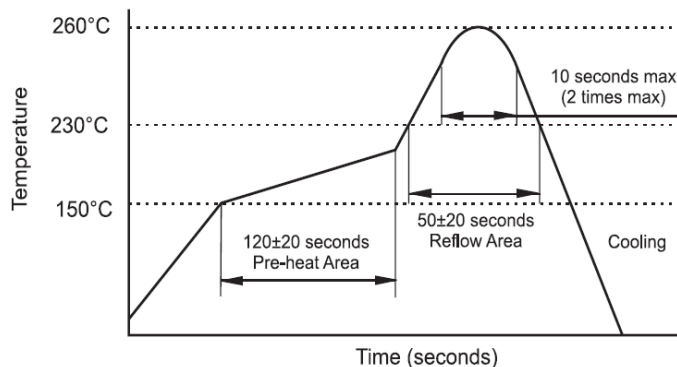
Pin	Function
1	V Control
2	E/D
3	Ground
4	Output
5	N/C
6	VCC

Carrier Tape Dimensions



(Dimensions are millimeters)

Solder Reflow Characteristics



Notes:

1. Standard Duty cycle and Standard Temperature Range, do not need to be included in Part Number description.
- 2 - Product is shipped in Tape and Reel configuration. Each reel contains 1000 pieces.
- 3 - Specification subject to change without notice.