


LVDS Voltage Controlled Clock Oscillator

7.0 x 5.0mm Surface Mount Package



Features

- LDVS, Extended Temperature
- 3.3V Operation
- Seam Seal
- Low power consumption
- RoHS Compliant

Electrical Specifications

Frequency Range		1.000 ~ 800.000	MHz
Frequency Stability		±100 ~ ±25	PPM Max
Aging Per Year		±3	
Operating Temperature Range	Standard	0 ~ +70	°C
	Extended	-40 ~ +85	
Storage Temperature Range		-55 ~ +125	
Input Voltage		3.3 ±5%	V
Control Voltage		1.65 ±1.35	
Input Current		100	mA Max
Pulling Range		±50 ~ ±130	ppm min
Output Voltage	0 Level (Vol)	Vcc - 2.175V	Vdc Max
	1 Level (Voh)	Vcc - 1.925V	Vdc Min
Output Symmetry (Duty Cycle)	Standard	40 ~ 60	%
	Tight	45 ~ 55	
Tri-state Output		High or Open : Oscillation, Low : High Impedance	
Rise & Fall Time		1.0	ns Max
Start Up time		10	ms Max
Linearity		± 10	%

Phase Jitter

1MHz ≤ F ≤ 80MHz : 1ps RMS max

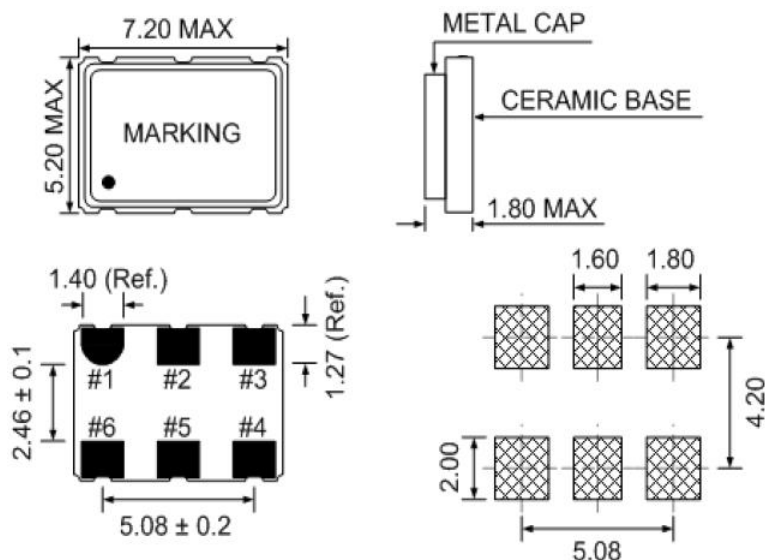
80MHz < F ≤ 800MHz : 3ps RMS max (12KHz ~ 20MHz)

Part Numbering System

Type	Frequency Stability (PPM)		Supply Voltage (Vdd)		Frequency (MHz)	Duty Cycle (*1)		Extended Temperature (*1)	Pulling Range (ppm min)		Tape & Reel
WSV7LD	10 05 02	± 100 ± 50 ± 20	33	+ 3.3	1.000 to 800.000	T	45/55 %	EXT	50 80 100 130	±50 ±80 ±100 ±130	TR

Examples : WSV7LD05-50-12.000-100-TR, WSV7LD10-33-48.000-T-EXT-80-TR

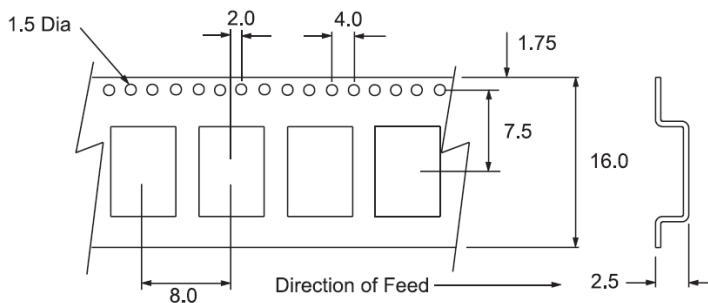
Mechanical Outline



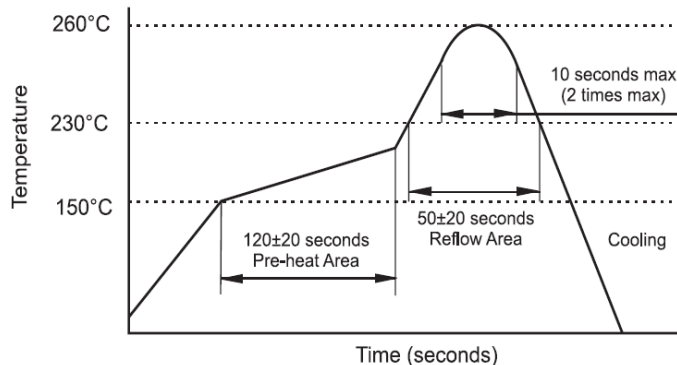
Pin	Function
1	V Control
2	E/D
3	Ground
4	Output
5	Comp. Output
6	VCC

Carrier Tape Dimensions

Solder Reflow Characteristics



(Dimensions are millimeters)



Notes:

- Standard Duty cycle and Standard Temperature Range, do not need to be included in Part Number description.
- Product is shipped in Tape and Reel configuration. Each reel contains 1000 pieces.
- Specification subject to change without notice.